



## QUICK START GUIDE

### What You Get

- Swipe Colour Match Tool
- 1-Year Hardware Warranty

### System Requirements

- Works with iPhone® and iPod touch® running iOS version 9.3 or higher
- Compatible with smartphones running Android™ 6.0 or higher
- Compatible with Bluetooth® 4.0 or higher
- Requires two CR2032 batteries (included)

### Support

[colorreader-support.datacolor.com](http://colorreader-support.datacolor.com)

## Set Up

1. Download the ColorReader app from the Apple Store or Google Play



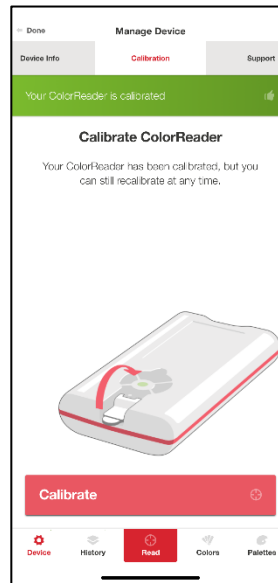
## Datacolor ColorReader

2. Click the Swipe Colour Match Tool button to turn it on.

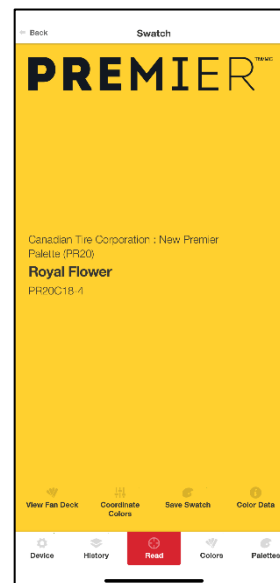



## Scan


4. Follow the calibration prompts to position the tile and tap 'Calibrate' on the app.



5. Place the Swipe Colour Match Tool against the flat surface you want to measure and tap the button on the device or on the screen to get your results.



## Explore



### Color Data

View the color data of your selected swatch



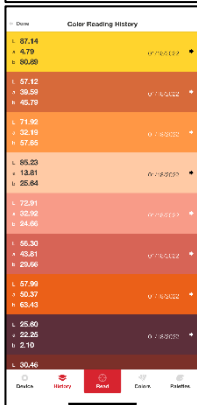
### Palettes

Save readings, swatches, or coordinated colors, then add notes and share



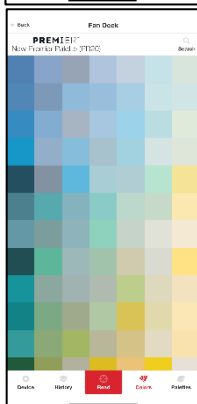
### Coordinate Colors

View suggested color schemes for your selected swatch



### History

Review previous measurements and save the reading to a palette, view the color data of the reading, or get new matches



### Colors

View and search the full swatch library of your available color collections